



Positivity-preserving third order DG schemes for Poisson–Nernst–Planck equations

Hailiang Liu ^{a,*}, Zhongming Wang ^b, Peimeng Yin ^c, Hui Yu ^{d,e}

^a Iowa State University, Department of Mathematics, Ames, IA 50011, USA

^b Florida International University, Department of Mathematics and Statistics, Miami, FL 33199, USA

^c Wayne State University, Department of Mathematics, Detroit, MI 48202, USA

^d Yau Mathematical Sciences Center, Tsinghua University, Beijing, 100084, China

^e Yanqi Lake Beijing Institute of Mathematical Sciences and Applications, Beijing, 101408, China



ARTICLE INFO

Article history:

Available online 29 October 2021

Keywords:

Poisson–Nernst–Planck system

Positivity

Direct discontinuous Galerkin methods

ABSTRACT

In this paper, we design and analyze third order positivity-preserving discontinuous Galerkin (DG) schemes for solving the time-dependent system of Poisson–Nernst–Planck (PNP) equations, which have found much use in diverse applications. Our DG method with Euler forward time discretization is shown to preserve the positivity of cell averages at all time steps. The positivity of numerical solutions is then restored by a scaling limiter in reference to positive weighted cell averages. The method is also shown to preserve steady states. Numerical examples are presented to demonstrate the third order accuracy and illustrate the positivity-preserving property in both one and two dimensions.

© 2021 Elsevier Inc. All rights reserved.

1. Introduction

In this paper, we propose a positivity-preserving third order discontinuous Galerkin (DG) method to solve the Poisson–Nernst–Planck (PNP) system:

$$\partial_t c_i = \nabla \cdot (\nabla c_i + q_i c_i \nabla \psi), \quad (1.1a)$$

$$-\Delta \psi = \sum_{i=1}^m q_i c_i + \rho_0(x), \quad (1.1b)$$

where $c_i = c_i(t, x)$ is the local concentration of i th charged molecular or ion species with charge q_i ($1 \leq i \leq m$), and $\psi = \psi(t, x)$ is the electrostatic potential governed by the Poisson equation with ρ_0 as the fixed charge. The PNP system has been widely used to describe drift and diffusion phenomena in various settings, including biological ion channels [3] and semiconductor devices [29]. However, the PNP system is nonlinear and strongly coupled, so the efficient simulation is highly non-trivial. One main challenge of developing numerical schemes for (1.1) is to ensure density positivity (or non-negativity), since negative ion concentrations would be non-physical.

The solution to (1.1) is known to have three main properties: mass conservation (when subject to zero flux boundary conditions), non-negativity of density, and free energy dissipation. These intrinsic solution features are naturally desired for

* Corresponding author.

E-mail addresses: hliu@iastate.edu (H. Liu), zwang6@fiu.edu (Z. Wang), pyin@wayne.edu (P. Yin), huiyu@tsinghua.edu.cn (H. Yu).

any numerical algorithm to solve this system. The first property requires the scheme to be conservative. The second property, which is also necessary for the third one to be useful, is the most difficult to achieve since it is point-wise. Numerical schemes addressing both density positivity and energy dissipation have been intensively studied. This is evidenced by recent results in [4,8,22] with second order finite difference schemes. Based on some formulations of the nonlogarithmic Landau type (see (1.2) below), the semi-implicit schemes in [2,9,11,20,21] have been shown to feature unconditional positivity, while the energy dissipation is handled differently. For instance, the unconditional positive schemes in [21] are linear, and shown to feature energy dissipation with only an $O(1)$ time step restriction. However, the spacial discretization in all these works is limited to only second order.

The authors in [24] presented an arbitrary high order DG method for (1.1), which naturally incorporates both mass conservation and free energy dissipation properties. Their scheme achieves high order accuracy but the provable positivity-preserving property only holds for certain cases. The DG method is a class of finite element methods, using a completely discontinuous piecewise polynomial space for the numerical solution and the test functions. More general information about DG methods for elliptic, parabolic, and hyperbolic PDEs can be found in the recent books and lecture notes (see e.g., [10,15,34,36]).

The main purpose of this paper is to propose a direct DG (DDG) method for (1.1), which is of third order in space and features a provable positivity-preserving property. The DDG method is a special class of the DG methods introduced in [25,26] specifically for diffusion. Its key feature lies in numerical flux choices for the solution gradient, which involves interface jumps of both the solution against parameter β_0 , and the second order derivatives against parameter β_1 . With an admissible condition of form $\beta_0 > \Gamma_d(\beta_1)$ (see in §3.3), the DDG schemes are provably L^2 stable and optimally convergent [18,19] as well as superconvergent for $\beta_1 \neq 0$ [1]. The DDG method has been successfully applied to various application problems, including linear and nonlinear Poisson equations [12,38,39] and Fokker-Planck type equations [23,24,27,28]. In this paper, we use such DDG method for solving the Poisson equation (see Section 3.3).

For the NP equation, our idea is to use the nonlogarithmic Landau transformation

$$c_i = g_i e^{-q_i \psi}, \tag{1.2}$$

so that (1.1a) reduces to

$$\partial_t c_i = \nabla \cdot (M_i \nabla g_i), \quad c_i = g_i M_i, \quad M_i = e^{-q_i \psi},$$

to which we apply the DDG spatial discretization. Here we shall identify the admissible range for the pair (β_0, β_1) to ensure the positivity-preserving property for density functions c_i .

The two main ingredients in our schemes are:

- (i) A positive decomposition over a test set of three points for the weighted numerical integration;
- (ii) Positivity-preserving limiter with forward Euler (or high order SSP-RK) time discretization. The limiter is based on weighted cell averages.

As for (i), the test set is used to stabilize the scheme in L^∞ . The use of the DDG method is essential for identifying a test set of form (in one dimensional setting with uniform meshes of size h),

$$S_j = x_j + \frac{h}{2} \{-1, \gamma, 1\},$$

where the existence of $\gamma \in (-1, 1)$ is ensured by the DDG method with parameters satisfying

$$\frac{1}{8} \leq \beta_1 \leq \frac{1}{4}, \quad \beta_0 \geq 1.$$

The rigorous justification for the existence of γ follows that in [27] for the linear Fokker-Planck (FP) equation.

As for (ii), the projection of $c_i = g_i M_i$ into the DG space allows to transfer the positivity of cell averages of c_i to the positivity of weighted cell averages of g_i , which will be used in defining the limiter.

The implementation algorithm consists of several steps: (i) from c_i we solve the Poisson equation by the DDG method to obtain ψ ; (ii) we further calculate $M_i = e^{-q_i \psi}$, and obtain g_i by the projection of $c_i = g_i M_i$ to the DG space; (iii) we then solve NP equation $\partial_t c_i = \nabla \cdot (M_i \nabla g_i)$ to obtain c_i , while limiter is applied when necessary. In other words, we first check the non-negativity of g_i on S_j . If negative values show up, the positivity-preserving limiter will be applied. We then apply the DDG method to solve the NP equation. In 2D, the test set of points in each cell is constructed in a dimension by dimension manner.

Note that the established positivity-preserving property for density is independent of the Poisson solver, hence the numerical flux parameters for the Poisson equation can be different from those for the NP equation even within the same DDG framework.

1.1. Further related work

There is a considerable amount of literature that has been devoted to the numerical study of the PNP system. Many algorithms were introduced to handle specific issues in complex applications, in which one may encounter different numerical obstacles, such as discontinuous coefficients, singular charges, and geometric singularities to accommodate various phenomena exhibited by biological ion channels; see, e.g., [6,30,42].

Recent efforts have been on the design of efficient and stable methods with structure-preserving analysis. On regular domains, results using finite difference/volume for spatial discretization are quite rich, including the works [2,4,5,8,9,11,20–22,35], as we discussed above. On irregular domains, Mirzadeh et al. [32] presented a conservative hybrid method with adaptive strategies. In [33], linearized finite element schemes that preserve electric energy-decay and entropy-decay properties were presented. A finite element method to the PNP system was introduced in [31] using a logarithmic transformation of the charge carrier densities, while the involved energy estimate resembles the physical energy law that governs the PNP system in the continuous case.

A related and widely known model is the class of nonlinear Fokker–Planck equations

$$\partial_t c = \nabla_x \cdot (f(c) \nabla_x (\psi(x) + H'(c))),$$

where f, H are some nonlinear functions, and the potential ψ is given. For this model, the high order DG method introduced in [23] was shown to satisfy the discrete entropy dissipation law, extending the result for linear Fokker–Planck equations [28]. A high order nodal DG scheme using Gauss–Lobatto quadrature was developed in [37], in which both entropy dissipation and solution positivity were preserved by applying a limiter under a time step constraint, yet accuracy deterioration was observed in some test cases.

Another work quite relevant to ours is [40], in which the authors developed a third order positivity preserving DDG scheme for convection–diffusion equations with anisotropic diffusivity, while one main difficulty stems from the anisotropic diffusion.

We now conclude this section by outlining the rest of this paper: in Section 2 we present the DDG method for the reformulated PNP system in one dimensional case, followed by the proof of positivity preservation in Section 3. We also discuss the positivity-preserving limiter and implementation details in Section 3. The two dimensional DDG scheme and the positivity-preserving analysis are presented in Section 4. Both one and two dimensional numerical examples are tested and results are reported in Section 5. Finally we conclude the work in Section 6.

2. PNP model, reformulation and the DDG scheme

2.1. The PNP model

Let Ω be a bounded domain in \mathbb{R}^d , with \mathbf{n} being a unit exterior normal vector on the boundary $\partial\Omega$. We consider the initial-boundary value problem

$$\partial_t c_i = \nabla \cdot (\nabla c_i + q_i c_i \nabla \psi), \quad x \in \Omega, t > 0, \quad i = 1, \dots, m, \tag{2.1a}$$

$$-\Delta \psi = \sum_{i=1}^m q_i c_i + \rho_0, \quad x \in \Omega, t > 0, \tag{2.1b}$$

$$c_i(0, x) = c_i^{\text{in}}(x), \quad x \in \Omega; \quad \frac{\partial c_i}{\partial \mathbf{n}} + q_i c_i \frac{\partial \psi}{\partial \mathbf{n}} = 0 \text{ on } \partial\Omega, t > 0, \tag{2.1c}$$

$$\psi = \psi_D \text{ on } \partial\Omega_D, \text{ and } \frac{\partial \psi}{\partial \mathbf{n}} = \sigma \text{ on } \partial\Omega_N, \quad t > 0, \tag{2.1d}$$

where initial data c^{in} is given and zero flux boundary conditions are imposed. Here ψ_D is the Dirichlet boundary data, which models an applied voltage; and σ is the Neumann boundary data, which models surface charge [31].

2.2. Reformulation of the PNP equations

We recall that an energy satisfying DG method based on the formulation

$$\begin{aligned} \partial_t c_i &= \nabla \cdot (c_i \nabla p_i), \\ p_i &= q_i \psi + \log c_i, \\ -\Delta \psi &= \sum_{i=1}^m q_i c_i + \rho_0(x), \end{aligned}$$

was developed in [24], where the scheme is of arbitrarily high order, yet positivity of cell averages as needed for the limiting reconstruction is unwarranted. In this work we design a novel DG scheme by reformulating the PNP system (1.1) as

$$\partial_t c_i = \nabla \cdot (M_i \nabla g_i), \tag{2.2a}$$

$$c_i = g_i M_i, \quad M_i = e^{-q_i \psi}, \tag{2.2b}$$

$$-\Delta \psi = \sum_{i=1}^m q_i c_i + \rho_0(x). \tag{2.2c}$$

Here g_i is calculated based on given c_i and M_i .

2.3. The DDG scheme

For simplicity, we consider the domain Ω to be a union of rectangular elements denoted by $\mathcal{T}_h = \{K\}$, and h denotes the mesh size of all the elements of \mathcal{T}_h . We set the DG finite element space as

$$V_h = \{v \in L^2(\Omega) : \forall K \in \mathcal{T}_h, v|_K \in P^k(K)\},$$

where $P^k(K)$ is the space of polynomial functions of degree at most k on K . For quantities crossing interfaces, we need to define both jumps and averages. Let the set of the interior interfaces by Γ^0 . Let the normal vector n be assumed to be oriented from K_1 to K_2 , sharing a common edge (face) $e \in \Gamma^0$, and h_e is the average of mesh sizes of the two neighboring cells in n direction (or the mesh itself on boundary faces). We define the average $\{w\}$ and the jump $[w]$ of w on e as

$$\{w\} = \frac{1}{2}(w|_{K_1} + w|_{K_2}), \quad [w] = w|_{K_2} - w|_{K_1} \quad \forall e \in \partial K_1 \cap \partial K_2.$$

With such approximation space, the semi-discrete DDG scheme is to find $c_{ih}, g_{ih}, \psi_h \in V_h$ with $M_{ih} := e^{-q_i \psi_h}$ such that for all $v, r, \eta \in V_h, i = 1, \dots, m$,

$$\int_K \partial_t c_{ih} v \, dx = - \int_K M_{ih} \nabla g_{ih} \cdot \nabla v \, dx + \int_{\partial K} \{M_{ih}\} (\widehat{\partial_n g_{ih} v} + (g_{ih} - \{g_{ih}\}) \partial_n v) \, ds, \tag{2.3a}$$

$$\int_K g_{ih} M_{ih} r \, dx = \int_K c_{ih} r \, dx, \tag{2.3b}$$

$$\int_K \nabla \psi_h \cdot \nabla \eta \, dx - \int_{\partial K} (\widehat{\partial_n \psi_h} \eta + (\psi_h - \{\psi_h\}) \partial_n \eta) \, ds = \int_K \left(\sum_{i=1}^m q_i c_{ih} + \rho_0 \right) \eta \, dx, \tag{2.3c}$$

where $\widehat{\partial_n g_{ih}} = Fl_n(g_{ih})$ and $\widehat{\partial_n \psi_h} = Fl_n(\psi_h)$, with the diffusive flux operator $Fl_n(\cdot)$ defined on the interface e by

$$Fl_n(w) := \beta_0 \frac{[w]}{h_e} + \{\partial_n w\} + \beta_1 h_e [\partial_n^2 w].$$

This is the DDG diffusive flux introduced in [26] for diffusion. Here the parameters (β_0, β_1) are in the range to be specified so that the underlying scheme can satisfy certain positivity-principle. Note that the DDG scheme with interface corrections as we use here was proposed in [26] for the diffusion problem, as an improved version of the DG scheme in [25].

2.4. Initial and boundary conditions for the DDG scheme

The initial data for c_{ih} is generated by the piecewise L^2 projection, $c_{ih}(0, x) = \Pi c_i^{\text{in}}(x)$, i.e.,

$$\int_K (c_{ih}(0, x) - c_i^{\text{in}}(x)) v \, dx = 0 \quad \forall v \in V_h. \tag{2.4}$$

The zero-flux boundary condition for c_i can be weakly enforced through the boundary fluxes for g_{ih} as

$$Fl_n(g_{ih}) = 0, \quad \{g_{ih}\} = g_{ih}, \quad e \in \partial \Omega.$$

For potential ψ with the boundary data given in (2.1d), the numerical fluxes on the boundary are defined as follows.

$$\begin{aligned} \{\psi_h\} &= \psi_D, \quad \widehat{\partial_n \psi_h} = \frac{\beta_0}{h_e} (\psi_D - \psi_h) + \partial_n \psi_h, \quad e \in \partial \Omega_D, \\ \{\psi_h\} &= \psi_h, \quad \widehat{\partial_n \psi_h} = \sigma, \quad e \in \partial \Omega_N. \end{aligned} \tag{2.5}$$

3. Positivity-preserving schemes in one dimension

The semi-discrete scheme in Section 2 is complete if the parameter pair (β_0, β_1) is admissible for ensuring the positivity of solutions. In this section, we study the positivity preserving-property of the DDG scheme with forward Euler discretization in one dimension. The two dimensional case will be presented in the next section.

Note that for P^k polynomials with $k = 0$, the DG formulation can lead to the scheme in [22]; for $k = 1$, second order schemes for $\beta_0 \geq 1$ can be designed to preserve positive cell averages by following the techniques in [27]. Here we focus only on third order schemes that feature the positivity-preserving property.

3.1. Propagation of positive cell averages

We assume the interval $\Omega = \bigcup_{j=1}^N I_j$, where $I_j = [x_{j-\frac{1}{2}}, x_{j+\frac{1}{2}}]$. For concise presentation, a uniform mesh $h = |I_j|$ is assumed. We consider the first order Euler forward temporal discretization of (2.3) to obtain

$$\int_{I_j} \frac{c_{ih}^{n+1} - c_{ih}^n}{\Delta t} v \, dx = - \int_{I_j} M_{ih}^n \partial_x g_{ih}^n \partial_x v \, dx + \{M_{ih}^n\} \left[\widehat{\partial_x g_{ih}^n} v + (g_{ih}^n - \{g_{ih}^n\}) \partial_x v \right] \Big|_{x_{j-\frac{1}{2}}}^{x_{j+\frac{1}{2}}}, \tag{3.1}$$

where $\Delta t > 0$ is the time step, and

$$M_{ih}^n = e^{-q_i \psi_h^n},$$

with $\psi_h^n \in V_h$ obtained from c_{ih}^n by solving (2.3c). In (3.1) we used the following notation

$$w \Big|_{x_{j-\frac{1}{2}}}^{x_{j+\frac{1}{2}}} = w(x_{j+\frac{1}{2}}^-) - w(x_{j-\frac{1}{2}}^+).$$

On interfaces $x_{j+1/2}$, $j = 1, \dots, N - 1$, the numerical fluxes are chosen as

$$\widehat{\partial_x g_{ih}} = \frac{\beta_0}{h} [g_{ih}] + \{\partial_x g_{ih}\} + \beta_1 h [\partial_x^2 g_{ih}],$$

and $\widehat{\partial_x g_{ih}} = 0$, $\{g_{ih}\} = g_{ih}$ for $j = 0, N$.

From $c_{ih}^n \in V_h$ and M_{ih}^n at each time step, we obtain g_{ih}^n by

$$\int_{I_j} g_{ih}^n M_{ih}^n r \, dx = \int_{I_j} c_{ih}^n r \, dx \quad \forall r \in V_h. \tag{3.2}$$

By taking the test function $v = \frac{\Delta t}{h}$ in (3.1) and $r = \frac{1}{h}$ in (3.2), we obtain the evolutionary equation for the cell average,

$$\bar{c}_{ij}^{n+1} = \langle g_{ih}^n \rangle + \mu h \{M_{ih}^n\} \widehat{\partial_x g_{ih}^n} \Big|_{x_{j-\frac{1}{2}}}^{x_{j+\frac{1}{2}}},$$

where

$$\langle g_{ih}^n \rangle := \frac{1}{h} \int_{I_j} g_{ih}^n M_{ih}^n \, dx = \bar{c}_{ij}^n,$$

and $\mu := \frac{\Delta t}{h^2}$ is the mesh ratio. In order to apply [27, Theorem 3.4] we set

$$M(x) = M_{ih}^n(x) = e^{-q_i \psi_h^n(x)}$$

as a piecewise smooth weight, and use the notation

$$\langle \phi \rangle_j = \frac{1}{2} \int_{-1}^1 \phi(\xi) M(x_j + \frac{h}{2} \xi) \, d\xi.$$

We also define

$$a_j = \frac{\langle \xi - \xi^2 \rangle_j}{\langle 1 - \xi \rangle_j}, \quad b_j = \frac{\langle \xi + \xi^2 \rangle_j}{\langle 1 + \xi \rangle_j},$$

and

$$\begin{aligned}\hat{\omega}_j^1(\gamma) &= \frac{(\gamma - \xi(1 + \gamma) + \xi^2)_j}{2(1 + \gamma)}, \\ \hat{\omega}_j^2(\gamma) &= \frac{(1 - \xi^2)_j}{1 - \gamma^2}, \\ \hat{\omega}_j^3(\gamma) &= \hat{\omega}_j^1(-\gamma).\end{aligned}$$

Hence for any $p \in P^2[-1, 1]$ we have the decomposition

$$\langle p \rangle_j = \hat{\omega}_j^1(\gamma)p(-1) + \hat{\omega}_j^2(\gamma)p(\gamma) + \hat{\omega}_j^3(\gamma)p(1).$$

We recall the following key result (see also Lemma 2.1 in [40]).

Lemma 3.1. [27, Lemma 3.3] $\tilde{\omega}_j^i(\gamma) > 0$ for $i = 1, 2, 3$ if and only if

$$\gamma \in (a_j, b_j),$$

where a_j, b_j satisfy $-1 < a_j < b_j < 1$.

Remark 3.1. In our numerical tests, $\gamma = \frac{1}{2}(a_j + b_j)$ is taken in each cell. Both a_j and b_j depends on M_i , hence the set S_j may differ for each g_i .

We thus have the following result.

Theorem 3.2. ($k = 2$) The scheme (3.1)-(3.2) with

$$\frac{1}{8} \leq \beta_1 \leq \frac{1}{4} \quad \text{and} \quad \beta_0 \geq 1 \tag{3.3}$$

is positivity preserving, namely, $\bar{c}_{ij}^{n+1} > 0$ if $\bar{c}_{ij}^n > 0$ and $g_{ih}^n(x) \geq 0$ on the set S_j 's where

$$S_j = x_j + \frac{h}{2} \{-1, \gamma, 1\}$$

with γ satisfying

$$a_j < \gamma < b_j \quad \text{and} \quad |\gamma| \leq 8\beta_1 - 1,$$

under the CFL condition $\mu \leq \mu_0$, with $M_{j+1/2} := \{M_{ih}^n\}|_{x_{j+1/2}}$ in

$$\mu_0 = \min_{1 \leq j \leq N} \left\{ \frac{\hat{\omega}_j^1(\pm\gamma)}{\alpha_3(\mp\gamma)M_{j-1/2} + \alpha_1(\pm\gamma)M_{j+1/2}}, \frac{(1 - \gamma^2)\hat{\omega}_j^2}{2(1 - 4\beta_1)(M_{j-1/2} + M_{j+1/2})} \right\},$$

where

$$\alpha_1(\gamma) = \frac{8\beta_1 - 1 + \gamma}{2(1 + \gamma)} > 0, \quad \alpha_3(\gamma) = \beta_0 + \frac{8\beta_1 - 3 + \gamma}{2(1 - \gamma)} > 0.$$

Remark 3.2. The CFL conditions depend on ψ_h^n due to the use of $M_{ih}^n = e^{-q_i \psi_h^n}$. They are sufficient conditions rather than necessary to preserve the positivity of solutions. Therefore, in practice, these CFL conditions are strictly enforced only in the case the positivity preserving property is violated.

Remark 3.3. The parameter range (3.3) was first identified in [27] for a third order DDG scheme to feature the maximum-principle-preserving property for linear Fokker-Planck equations.

3.2. Limiter

Theorem 3.2 suggests that for the scheme with forward Euler discretization, we need to modify g_{ih}^n using weight $M(x) = e^{-q_i \psi_h^n(x)}$ on I_j such that it becomes non-negative on S_j . This can be done by using the following scaling limiter. Let $w_h \in P^k(I_j)$ be a high order approximation to a smooth function $w(x) \geq 0$, with cell averages $\bar{w}_j > 0$, where

$$\bar{w}_j := \frac{\int_{I_j} M(x) w_h(x) dx}{\int_{I_j} M(x) dx}.$$

We then construct another polynomial by

$$\tilde{w}_h(x) = \bar{w}_j + \frac{\bar{w}_j}{\bar{w}_j - \min_{S_j} w_h(x)} (w_h(x) - \bar{w}_j), \text{ where } \theta = \min \left\{ 1, \frac{\bar{w}_j}{\bar{w}_j - \min_{S_j} w_h(x)} \right\}. \tag{3.4}$$

This reconstruction maintains same cell averages and satisfies

$$\min_{S_j} \tilde{w}_h(x) \geq 0.$$

Moreover, it can be shown that if $\bar{w}_j > 0$, then the above scaling limiter does not destroy the solution accuracy, as stated in the following lemma.

Lemma 3.3. [27, Lemma 3.5] *If $\bar{w}_j > 0$, then the modified polynomial \tilde{w}_h is as accurate as w in the following sense:*

$$|\tilde{w}_h(x) - w_h(x)| \leq C_k \|w_h - w\|_\infty \quad \forall x \in I_j,$$

where C_k is a constant depending on the polynomial degree k .

The limiting techniques of this nature are inspired by the limiter introduced for conservation laws [41]; see also invariant region preserving limiters for systems of conservation laws in [13,14].

3.3. DDG discretization for the Poisson problem

Note that the established positivity-preserving property for density is independent of the Poisson solver, hence the DDG flux parameters for the Poisson equation can be chosen independently of those for the NP equation.

We now investigate the admissible parameters (β_0, β_1) of the DDG scheme for the Poisson problem. Such a scheme in its global formulation, obtained from the DDG scheme (2.3c), is to find $\psi_h \in V_h$ so that

$$A(\psi_h, \eta) = L(c_{ih}, \eta), \quad \forall \eta \in V_h, \tag{3.5}$$

where $A(\psi_h, \eta)$ and $L(c_{ih}, \eta)$ are given by

$$\begin{aligned} A(\psi_h, \eta) &= \sum_{K \in \mathcal{T}_h} \int_K \nabla \psi_h \cdot \nabla \eta dx + \sum_{e \in \Gamma^0} \int_e \left(\widehat{\partial_n \psi_h}[\eta] + \{\partial_n \eta\}[\psi_h] \right) ds \\ &\quad + \int_{\partial \Omega_D} \left(\frac{\beta_0}{h_e} \psi_h - \partial_n \psi_h \right) \eta - \psi_h \partial_n \eta ds, \\ L(c_{ih}, \eta) &= \sum_{K \in \mathcal{T}_h} \int_K \left(\sum_{i=1}^m q_i c_{ih} + \rho_0 \right) \eta dx + \int_{\partial \Omega_D} \left(\frac{\beta_0}{h_e} \eta - \partial_n \eta \right) \psi_D ds + \int_{\partial \Omega_N} \sigma \eta ds. \end{aligned}$$

It has been shown in [19] that there exists a number $\beta_0^* > 1$ depending on β_1, k and the mesh geometry such that if $\beta_0 > \beta_0^*$, then

$$A(\eta, \eta) \geq \gamma \|\eta\|_E^2, \quad \eta \in V_h, \tag{3.6}$$

form some $\gamma \in (0, 1)$. Here the energy norm is defined by

$$\|\eta\|_E = \left(\sum_{K \in \mathcal{T}_h} \int_K |\nabla \eta|^2 dx + \sum_{e \in \Gamma^0} \int_e \frac{1}{h_e} [\eta]^2 ds + \int_{\partial \Omega_D} \frac{1}{h_e} \eta^2 ds \right)^{\frac{1}{2}}.$$

Note that for uniform rectangular meshes, we simply use h for h_e . A sufficient condition given in [19] is $\beta_0^* = \Gamma_d(\beta_1)$ on all cell interfaces, and $\beta_0^* = 2\Gamma_d(0)$ on the Dirichlet boundary faces $\subset \partial\Omega_D$. For 1D and 2D rectangular meshes, the result in [18] gives

$$\Gamma_d(\beta_1) = k^2 \left(1 - \beta_1(k^2 - 1) + \frac{\beta_1^2}{3}(k^2 - 1)^2 \right).$$

Hence for the DDG scheme (3.5) to the Poisson problem alone, we have the following result.

Theorem 3.4. *Suppose that $\partial\Omega_D \neq \emptyset$. Given c_{ih} , if $\beta_0 > \beta_0^*$, the DDG scheme (3.5) admits a unique ψ_h . Moreover, let ψ_h and $\tilde{\psi}_h$ be two solutions of (3.5) corresponding to c_{ih} and \tilde{c}_{ih} , respectively, then*

$$\|\psi_h - \tilde{\psi}_h\| \leq C \sum_{i=1}^m |q_i| \|c_{ih} - \tilde{c}_{ih}\| \tag{3.7}$$

for some constant C independent of h .

Proof. The inequality (3.7) implies that there exists a unique solution ψ_h for given c_{ih} . We only need to prove (3.7). The difference of (3.5) with c_{ih} and \tilde{c}_{ih} respectively, gives

$$A(\psi_h - \tilde{\psi}_h, \eta) = \sum_{i=1}^m q_i (c_{ih} - \tilde{c}_{ih}, \eta).$$

By taking $\eta = \psi_h - \tilde{\psi}_h \in V_h$ and applying (3.6), we have

$$\gamma \|\eta\|_E^2 \leq A(\eta, \eta) \leq \sum_{i=1}^m |q_i| \|c_{ih} - \tilde{c}_{ih}\| \|\eta\|.$$

Since $\partial\Omega_D \neq \emptyset$, one can show that $\sup_{w \in V_h, w \neq 0} \frac{\|w\|}{\|w\|_E}$ is uniformly bounded from above, hence

$$\|\eta\| \leq C_0 \|\eta\|_E$$

for some C_0 . Combining these two inequalities, we obtain the claimed bound with $C = C_0^2/\gamma$. \square

In connection to the coupled scheme for the NP system we make a few remarks.

Remark 3.4. (i) A refined analysis similar to that in [19] would lead to the following error bound:

$$\|\psi - \psi_h\| \leq C \left(h^{\min\{s, k+1\}} + \sum_{i=1}^m |q_i| \|c_i - c_{ih}\| \right),$$

where (c_i, ψ) solves the PNP system (2.1) with $\psi \in H^s$, and ψ_h is the solution to the DDG scheme (3.5) based on polynomials of degree k . Though we may use higher order DDG scheme to solve the Poisson problem, the error is limited by the error of the coupled scheme of order 3 to the NP problem, so our method is only third order.

(ii) One may also apply the DDG method with the same flux parameters (β_0, β_1) for both the Poisson equation and the NP equation as long as they are taken from the following range:

$$\beta_0 \geq \beta_0^*, \quad \frac{1}{8} \leq \beta_1 \leq \frac{1}{4}.$$

3.4. Preservation of steady-states

With zero flux boundary conditions, scheme (3.1) can be shown to be steady-state preserving. A steady state for the PNP system is determined by

$$c_i = c_i^\infty e^{-q_i \phi},$$

where $c_i^\infty > 0$ is a constant, and ϕ solves the following Poisson-Boltzmann problem:

$$-\Delta\phi = \sum_{i=1}^m q_i c_i^\infty e^{-q_i\phi} + \rho_0(x), \tag{3.8a}$$

$$\phi = \psi_D \text{ on } \partial\Omega_D, \text{ and } \frac{\partial\phi}{\partial\mathbf{n}} = \sigma \text{ on } \partial\Omega_N. \tag{3.8b}$$

The well-posedness for this problem may be established by a variational approach using the functional

$$G[\phi] = \int_{\Omega} \left[\frac{1}{2} |\nabla\phi|^2 - \rho_0(x)\phi + \sum_{i=1}^m c_i^\infty (e^{-q_i\phi} - 1) \right] dx - \int_{\partial\Omega_N} \sigma\phi ds$$

with the trial function space

$$\{\phi \in H^1(\Omega), \phi = \psi_D \text{ on } \partial\Omega_D\}.$$

For the case $\partial\Omega_N = \emptyset$, we refer the reader to [16, Theorem 2.1] (and also [17, Theorem 2.1]) for a detailed account of existence results using the variational approach for both the point ions and the finite size ions.

We say a discrete function c_{ih} is at steady-state if

$$c_{ih} = c_i^\infty \Pi e^{-q_i\phi_h}, \tag{3.9}$$

where ϕ_h satisfies (2.3c) for $\phi_h = \psi_h$ with c_{ih} replaced by (3.9), which is a nonlinear algebraic equation for ϕ_h . This may serve as a DDG scheme for the Poisson-Boltzmann problem (3.8). Instead of using this nonlinear scheme, we use our DDG scheme for PNP as an iterative scheme for obtaining ϕ_h .

We state the following nice property of the PNP scheme.

Theorem 3.5. Consider the fully discrete scheme (3.1). If c_{ih}^0 is already at steady state, then $c_{ih}^n = c_{ih}^0$ for all $n \geq 1$ with any time step $\Delta t > 0$.

Proof. Take $c_{ih}^0 = c_i^\infty \Pi e^{-q_i\psi_h}$ with $\psi_h := \phi_h$, which means that for any $r \in V_h$,

$$\int_K c_{ih}^0 r dx = \int_K c_i^\infty e^{-q_i\psi_h} r dx = \int_K c_i^\infty M_{ih} r dx,$$

which when combined with (2.3b) implies

$$\int_K g_{ih}^0 M_{ih} r dx = \int_K c_i^\infty M_{ih} r dx.$$

Since $g_{ih}^0 \in V_h$, hence we can take $r = g_{ih}^0 - c_i^\infty$ to obtain

$$\int_K (g_{ih}^0 - c_i^\infty)^2 M_{ih} dx = 0.$$

Hence $g_{ih}^0 \equiv c_i^\infty$. Insertion of this into the right of (3.1) for $n = 0$ gives

$$c_{ih}^1 = c_{ih}^0.$$

Same induction ensures the asserted $c_{ih}^n = c_{ih}^0$ for any $n \geq 1$. Here the size of time steps plays no role. \square

3.5. Implementation details

We summarize our algorithm in the following steps.

1. (Initialization) Project $c_i^{\text{in}}(x)$ onto V_h , as formulated in (2.4), to obtain $c_{ih}^0(x)$.
2. (Poisson solver) With $c_{ih} = c_{ih}^n$, solve (3.5) to obtain $\psi_h^n = \psi_h$.
3. (Projection) Solve (3.2) to obtain g_{ih}^n .
4. (Reconstruction) Apply, if necessary, the scaling limiter (3.4) on g_{ih}^n to ensure that in each cell $g_{ih}^n \geq 0$ on S_j .
5. (NP equation) Solve the fully discrete equation (3.1) to update c_{ih}^{n+1} with second order Runge-Kutta (RK) ODE solver.
6. Repeat steps 2-5 until final time T .

Remark 3.5. The forward Euler time discretization in (3.1) can be extended to higher order SSP Runge-Kutta method [7], which is a convex linear combination of the forward Euler method. The desired positivity preserving property is then ensured under a suitable CFL condition (see, e.g., [41]). We chose to use second order time discretization since it is sufficient not to outweigh the spatial error that comes from our third order DDG schemes.

Remark 3.6. The time step restriction $\Delta t \sim O(h^2)$ is obviously a drawback of the explicit time discretization. Usually one would use implicit in time discretization for diffusion and explicit time discretization for the nonlinear drift term (called IMEX in the literature) so that the time step restriction could be relaxed. Unfortunately, formulation (2.2) does not support such a separation.

4. Positivity-preserving schemes in two dimensions

In this section we extend our result to the two dimensional case.

4.1. Scheme formulation with rectangular meshes

Let the two dimensional domain $\Omega = [0, L_x] \times [0, L_y]$ be partitioned by uniform rectangular meshes so that $\Omega = \cup_{jl} I_{jl}$ with

$$I_{jl} = [x_{j-\frac{1}{2}}, x_{j+\frac{1}{2}}] \times [y_{l-\frac{1}{2}}, y_{l+\frac{1}{2}}], \quad 1 \leq j \leq P, \quad 1 \leq l \leq Q,$$

where P and Q are two positive integers, the mesh sizes $\Delta x = \frac{L_x}{P}$, $\Delta y = \frac{L_y}{Q}$ and

$$x_{j+\frac{1}{2}} = j\Delta x, \quad y_{l+\frac{1}{2}} = l\Delta y, \quad 0 \leq j \leq P, \quad 0 \leq l \leq Q.$$

Consider the NP equation of form

$$\partial_t c = \partial_x(M\partial_x g) + \partial_y(M\partial_y g), \quad (x, y) \in \Omega \subset \mathbb{R}^2,$$

subject to the initial condition $c(0, x, y) = c^{in}(x, y)$ and zero-flux boundary condition. Here $(c, g, M) = (c_i, g_i, M_i)$ for $i = 1, \dots, m$. The fully discrete scheme with Euler forward discretization and the DDG spatial discretization is as follows:

$$\begin{aligned} \int_{I_{jl}} c_h^{n+1} v \, dx dy &= \int_{I_{jl}} c_h^n v \, dx dy - \Delta t \int_{I_{jl}} M_{ih}^n \nabla g_h^n \cdot \nabla v \, dx dy \\ &+ \Delta t \int_{y_{l-\frac{1}{2}}}^{y_{l+\frac{1}{2}}} \{M_{ih}^n\} \left[\widehat{\partial_x g_h^n} v + (g_h^n - \{g_h^n\}) \partial_x v \right] dy \Bigg|_{x_{j-\frac{1}{2}}}^{x_{j+\frac{1}{2}}} \\ &+ \Delta t \int_{x_{j-\frac{1}{2}}}^{x_{j+\frac{1}{2}}} \{M_{ih}^n\} \left[\widehat{\partial_y g_h^n} v + (g_h^n - \{g_h^n\}) \partial_y v \right] dx \Bigg|_{y_{l-\frac{1}{2}}}^{y_{l+\frac{1}{2}}}, \end{aligned} \tag{4.1}$$

where

$$\begin{aligned} \widehat{\partial_x g_h} \Big|_{(x_{j+\frac{1}{2}}, y)} &= \frac{\beta_0}{\Delta x} [g_h] + \{\partial_x g_h\} + \beta_1 \Delta x [\partial_x^2 g_h], \\ \widehat{\partial_y g_h} \Big|_{(x, y_{l+\frac{1}{2}})} &= \frac{\beta_0}{\Delta y} [g_h] + \{\partial_y g_h\} + \beta_1 \Delta y [\partial_y^2 g_h], \end{aligned}$$

on interior interfaces, and on the boundary they are zero and $\{g_h^n\} = g_h^n$. Similar to the one dimensional case, we introduce the cell average as

$$\bar{c}_{jl} = \frac{\int_{I_{jl}} c_h \, dx dy}{\Delta x \Delta y} = \int_{x_{j-\frac{1}{2}}}^{x_{j+\frac{1}{2}}} \int_{y_{l-\frac{1}{2}}}^{y_{l+\frac{1}{2}}} c_h \, dx dy,$$

where \int denotes the average integral. We obtain the cell average update from (4.1) with $v = 1$, divided by $\Delta x \Delta y$

$$\bar{c}_{jl}^{n+1} = \bar{c}_{jl}^n + \mu_x \Delta x \int_{y_{l-\frac{1}{2}}}^{y_{l+\frac{1}{2}}} \{M_{ih}^n\} \widehat{\partial_x g_h^n} dy \Big|_{x_{j-\frac{1}{2}}}^{x_{j+\frac{1}{2}}} + \mu_y \Delta y \int_{x_{j-\frac{1}{2}}}^{x_{j+\frac{1}{2}}} \{M_{ih}^n\} \widehat{\partial_y g_h^n} dx \Big|_{y_{l-\frac{1}{2}}}^{y_{l+\frac{1}{2}}}, \tag{4.2}$$

where $\mu_x = \frac{\Delta t}{(\Delta x)^2}$ and $\mu_y = \frac{\Delta t}{(\Delta y)^2}$. Let $\mu = \mu_x + \mu_y$ and decompose \bar{c}_{jl}^n as

$$\bar{c}_{jl}^n = \frac{\mu_x}{\mu} \bar{c}_{jl}^n + \frac{\mu_y}{\mu} \bar{c}_{jl}^n = \frac{\mu_x}{\mu} \langle g_h^n \rangle_{jl} + \frac{\mu_y}{\mu} \langle g_h^n \rangle_{jl}, \quad \Delta x \Delta y \langle g \rangle_{jl} = \int_{I_{jl}} M_{ih}^n g(x) dx,$$

so that (4.2) can be rewritten as

$$\bar{c}_{jl}^{n+1} = \frac{\mu_x}{\mu} \int_{y_{l-\frac{1}{2}}}^{y_{l+\frac{1}{2}}} H_1(y) dy + \frac{\mu_y}{\mu} \int_{x_{j-\frac{1}{2}}}^{x_{j+\frac{1}{2}}} H_2(x) dx, \tag{4.3}$$

where

$$H_1(y) = \langle g_h^n \rangle_j(y) + \mu \Delta x \{M_{ih}^n\} \widehat{\partial_x g_h^n} \Big|_{x_{j-\frac{1}{2}}}^{x_{j+\frac{1}{2}}},$$

$$H_2(x) = \langle g_h^n \rangle_l(x) + \mu \Delta y \{M_{ih}^n\} \widehat{\partial_y g_h^n} \Big|_{y_{l-\frac{1}{2}}}^{y_{l+\frac{1}{2}}},$$

here we have used the notation

$$\langle g \rangle_j(y) = \frac{1}{\Delta x} \int_{x_{j-1/2}}^{x_{j+1/2}} g(x, y) M_{ih}^n(x, y) dx, \quad \langle g \rangle_l(x) = \frac{1}{\Delta y} \int_{y_{l-1/2}}^{y_{l+1/2}} g(x, y) M_{ih}^n(x, y) dy.$$

The two integrals in (4.3) can be approximated by quadratures with sufficient accuracy. Let us assume that we use the Gaussian quadrature with $L \geq \frac{k+2}{2}$ points, which has accuracy of at least $O(h^{k+2})$ with $h = \max\{\Delta x, \Delta y\}$. Let

$$S_j^x = \{x_j^\sigma, \sigma = 1, \dots, L\} \quad \text{and} \quad S_l^y = \{y_l^\sigma, \sigma = 1, \dots, L\}$$

denote the quadrature points on $[x_{j-\frac{1}{2}}, x_{j+\frac{1}{2}}]$ and $[y_{l-\frac{1}{2}}, y_{l+\frac{1}{2}}]$, respectively. The superscript σ will denote the index of the Gaussian quadrature points and ω^σ 's are the quadrature weights at the quadrature points, so that $\sum_{\sigma=1}^L \omega^\sigma = 1$. Using the quadrature rule on the right-hand side of (4.3), we obtain the following

$$\bar{c}_{jl}^{n+1} = \frac{\mu_x}{\mu} \sum_{\sigma=1}^L \omega^\sigma H_1(y_l^\sigma) + \frac{\mu_y}{\mu} \sum_{\sigma=1}^L \omega^\sigma H_2(x_j^\sigma). \tag{4.4}$$

Applying the one dimensional result in Theorem 3.2 to both $H_1(y_l^\sigma)$ and $H_2(x_j^\sigma)$, we can establish the positivity-preserving result for the two dimensional case. Let

$$\hat{S}_j^x = x_j + \frac{\Delta x}{2} \{-1, \gamma^x, 1\} \quad \text{and} \quad \hat{S}_l^y = y_l + \frac{\Delta y}{2} \{-1, \gamma^y, 1\},$$

denote the test set on $[x_{j-\frac{1}{2}}, x_{j+\frac{1}{2}}]$ and $[y_{l-\frac{1}{2}}, y_{l+\frac{1}{2}}]$, respectively, with γ satisfying

$$a_j < \gamma^x < b_j, \quad a_l < \gamma^y < b_l, \quad |\gamma^x, \gamma^y| \leq 8\beta_1 - 1.$$

Note that a_j, b_j, γ^x depend on y_l^σ , and a_l, b_l, γ^y depend on x_j^σ , through the weights $M(x, y_l^\sigma)$ and $M(x_j^\sigma, y)$, respectively. We use \otimes to denote the tensor product and define

$$S_{jl} = (S_j^x \otimes \hat{S}_l^y) \cup (\hat{S}_j^x \otimes S_l^y).$$

Theorem 4.1. ($k = 2$) Consider the two dimensional DDG method (4.1) on rectangular meshes, associated with the approximation DG polynomials $c_h^n(x, y)$ of degree k , with (β_0, β_1) chosen so that

$$\frac{1}{8} \leq \beta_1 \leq \frac{1}{4} \quad \text{and} \quad \beta_0 \geq 1.$$

If $g_h^n(x, y) \geq 0$ for all $(x, y) \in S_{jl}$ and $\bar{c}_{jl}^n > 0$, then $\bar{c}_{jl}^{n+1} > 0$ under the CFL condition

$$\mu < \mu_0,$$

where \bar{c}_{jl}^{n+1} is given in (4.4), μ_0 is given in (4.5) below.

Proof. It is easy to check that \bar{c}_{jl}^{n+1} in (4.4) is a convex combination of $H_1(y_l^\sigma)$ and $H_2(x_j^\sigma)$ for $\sigma = 1, \dots, L$; hence $\bar{c}_{jl}^{n+1} > 0$ if

$$H_1(y_l^\sigma) > 0 \quad \text{and} \quad H_2(x_j^\sigma) > 0, \quad \sigma = 1, \dots, L.$$

Applying the one dimensional result in Theorem 3.2 to $H_1(y_l^\sigma)$, we obtain that for each quadrature point $y \in S_l^y$, $H_1(y) > 0$ if $g_h^n(x, y) \geq 0$ on the test set \hat{S}_j^x and $\mu \leq \mu_0^x$ with

$$\mu_0^x = \min_{jl} \min_{1 \leq \sigma \leq L} \left\{ \frac{\langle \pm \gamma^x \mp \xi(1 \pm \gamma^x) + \xi^2 \rangle_j(y_l^\sigma)}{2(1 \pm \gamma^x) \left(\alpha_3(\mp \gamma^x)M(x_{j-\frac{1}{2}}, y_l^\sigma) + \alpha_1(\pm \gamma^x)M(x_{j+\frac{1}{2}}, y_l^\sigma) \right)}, \right. \\ \left. \frac{\langle 1 - \xi^2 \rangle_j(y_l^\sigma)}{2(1 - 4\beta_1) \left[M(x_{j-\frac{1}{2}}, y_l^\sigma) + M(x_{j+\frac{1}{2}}, y_l^\sigma) \right]} \right\}.$$

In an entirely similar manner, we obtain that for each quadrature point $x \in S_j^x$, $H_2(x) > 0$ if $g_h^n(x, y) \geq 0$ on the test set \hat{S}_l^y and $\mu \leq \mu_0^y$ with

$$\mu_0^y = \min_{jl} \min_{1 \leq \sigma \leq L} \left\{ \frac{\langle \pm \gamma^y \mp \eta(1 \pm \gamma^y) + \eta^2 \rangle_l(x_j^\sigma)}{2(1 \pm \gamma^y) \left(\alpha_3(\mp \gamma^y)M(x_j^\sigma, y_{l-\frac{1}{2}}) + \alpha_1(\pm \gamma^y)M(x_j^\sigma, y_{l+\frac{1}{2}}) \right)}, \right. \\ \left. \frac{\langle 1 - \eta^2 \rangle_l(x_j^\sigma)}{2(1 - 4\beta_1) \left[M(x_j^\sigma, y_{l-\frac{1}{2}}) + M(x_j^\sigma, y_{l+\frac{1}{2}}) \right]} \right\}.$$

The proof is thus complete if we take

$$\mu_0 = \min\{\mu_0^x, \mu_0^y\}. \quad \square \tag{4.5}$$

4.2. Limiter

To enforce the condition in Theorem 4.1, we can use the following scaling limiter similar to the one dimensional case. For all j and l , we assume that the cell averages $\bar{w}_{jl} > 0$. We use the modified polynomial \tilde{w}_h instead of $w_h := g_h(x, y)$ on I_{jl} ,

$$\tilde{w}_h(x, y) = \theta (w_h(x, y) - \bar{w}_{jl}) + \bar{w}_{jl}, \quad \text{where } \theta = \min \left\{ 1, \frac{\bar{w}_{jl}}{\bar{w}_{jl} - \min_{S_{jl}} w_h(x, y)} \right\}.$$

Similar implementation as in Section 3.5 applies in the two dimensional setting.

5. Numerical examples

In this section, we present a selected set of examples to numerically validate our positivity-preserving DDG schemes. In the one dimensional case, for numerical approximation u_h we quantify l_1 errors by

$$\|u_h - u_{ref}\|_{l_1} = \sum_{j=1}^N \int_{I_j} |u_h(x) - u_{ref}(x)| dx,$$

where each integral is evaluated by a 4-point Gaussian quadrature method. Here u_{ref} is either the exact solution in Example 1 or the fine-meshed reference solution in Example 2. Long time simulation is also performed to illustrate how the positivity of cell averages propagates.

Table 1
Error table of Example 1 at $t = 0.01$ for $k = 2$, $\beta_0 = 4$ and $\beta_1 = \frac{1}{6}$.

h	c_1 error	order	c_2 error	order	ψ error	order
0.2	2.0624e-04	–	1.3872e-04	–	8.1931e-05	–
0.1	5.4529e-05	2.43	3.5665e-05	2.43	8.7833e-06	3.17
0.05	9.1862e-06	2.69	6.1522e-06	2.66	9.6769e-07	3.15
0.025	1.3082e-06	2.81	8.9366e-07	2.78	1.1148e-07	3.12

Table 2
Error table of Example 1 at $t = 0.01$ for $k = 2$, $\beta_0 = 4$ and $\beta_1 = \frac{1}{24}$.

h	c_1 error	order	c_2 error	order	ψ error	order
0.2	1.0164e-04	–	8.4562e-05	–	7.1174e-05	–
0.1	8.4066e-06	3.41	7.8862e-06	3.44	7.4710e-06	3.18
0.05	7.8352e-07	3.31	6.7092e-07	3.45	8.2247e-07	3.15
0.025	8.5408e-08	3.20	6.5765e-08	3.35	9.5078e-08	3.11

Table 3
Error table of Example 1 at $t = 0.1$ for $k = 2$, $\beta_0 = 4$ and $\beta_1 = \frac{1}{6}$.

h	c_1 error	order	c_2 error	order	ψ error	order
0.2	2.6995e-04	–	1.7356e-04	–	7.5599e-05	–
0.1	6.4304e-05	2.51	3.9933e-05	2.50	8.3213e-06	3.15
0.05	1.0421e-05	2.73	6.6252e-06	2.70	9.3043e-07	3.14
0.025	1.4658e-06	2.83	9.4952e-07	2.80	1.0777e-07	3.11

Table 4
Error table of Example 1 at $t = 0.1$ for $k = 2$, $\beta_0 = 4$ and $\beta_1 = \frac{1}{24}$.

h	c_1 error	order	c_2 error	order	ψ error	order
0.2	9.3406e-05	–	8.1835e-05	–	6.3855e-05	–
0.1	7.7940e-06	3.31	7.5466e-06	3.42	6.7668e-06	3.18
0.05	7.4802e-07	3.18	6.6124e-07	3.41	7.4491e-07	3.15
0.025	9.4980e-08	2.98	6.7140e-08	3.30	8.5650e-08	3.12

Example 1. We consider a modified PNP system so that an exact solution is available. This allows us to test numerical convergence and solution positivity. In $\Omega = [0, 1]$, we consider

$$\begin{aligned} \partial_t c_i &= \partial_x(\partial_x c_i + q_i c_i \partial_x \psi) + f_i, \quad i = 1, 2 \\ -\partial_x^2 \psi &= q_1 c_1 + q_2 c_2, \\ c_1 &= x^2(1-x)^2, \quad c_2 = x^2(1-x)^3, \\ \partial_x c_i + q_i c_i \partial_x \psi &= 0, \quad x = 0, 1, \\ \psi(t, 0) &= 0, \quad \partial_x \psi(t, 1) = -e^{-t}/60, \end{aligned}$$

with

$$\begin{aligned} f_1 &= \frac{(50x^9 - 198x^8 + 292x^7 - 189x^6 + 45x^5)}{30e^{2t}} + \frac{(-x^4 + 2x^3 - 13x^2 + 12x - 2)}{e^t}, \\ f_2 &= \frac{(x-1)(110x^9 - 430x^8 + 623x^7 - 393x^6 + 90x^5)}{60e^{2t}} + \frac{(x-1)(x^4 - 2x^3 + 21x^2 - 16x + 2)}{e^t}. \end{aligned}$$

This system, with $q_1 = 1$ and $q_2 = -1$, admits the exact solution

$$\begin{aligned} c_1 &= x^2(1-x)^2 e^{-t}, \\ c_2 &= x^2(1-x)^3 e^{-t}, \\ \psi &= -(10x^7 - 28x^6 + 21x^5)e^{-t}/420. \end{aligned}$$

Table 1–4 display both the l_1 errors and orders of convergence at $T = 0.01$ and 0.1 with different pairs of parameters (β_0, β_1) . We observe that the order of convergence is roughly of 3 in all cases when using P^2 elements. Note that though the pair $(\beta_0, \beta_1) = (4, 1/24)$ lies outside the range in Theorem 3.2, we still observe the optimal order of accuracy in Table 2 and 4.

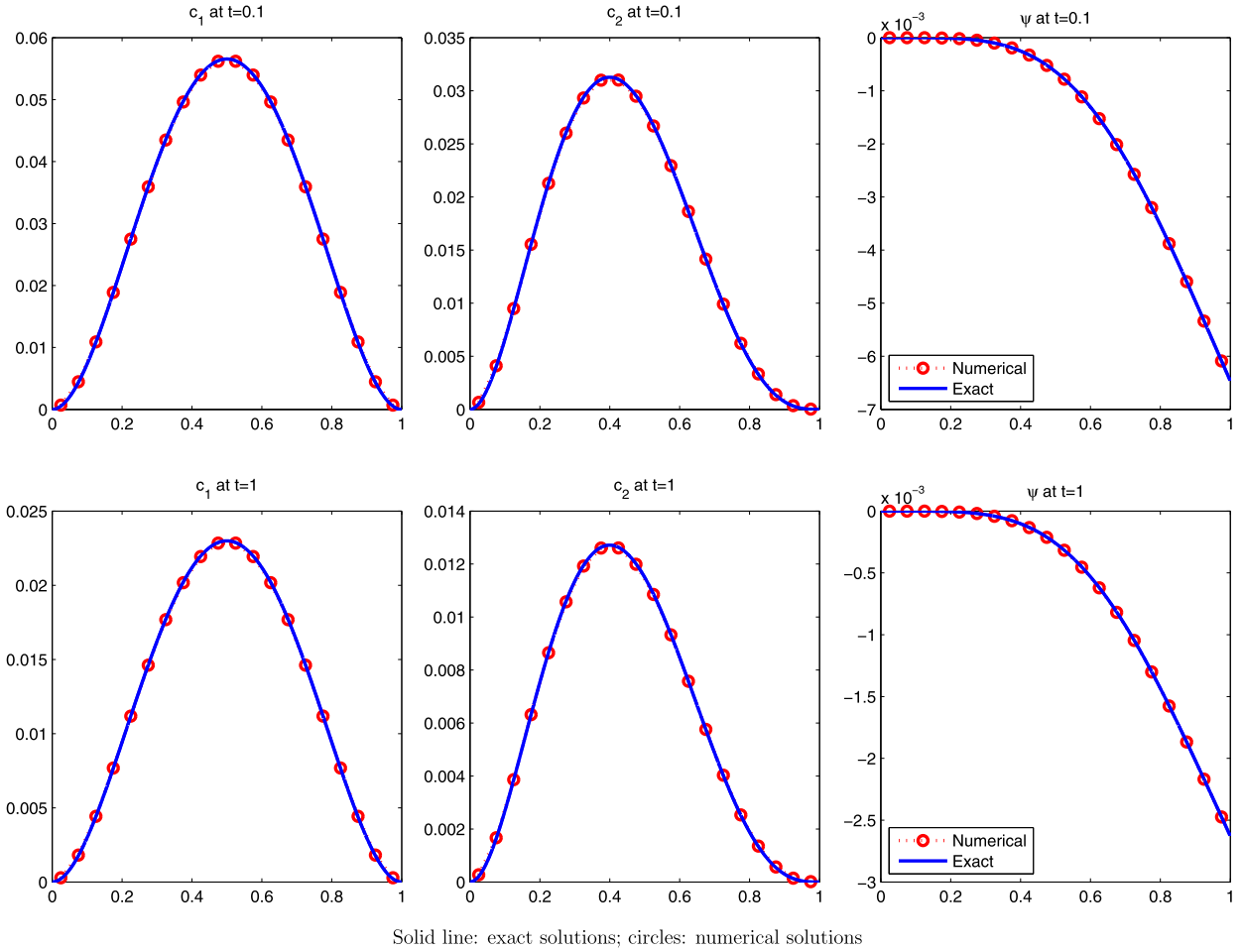


Fig. 1. Numerical solutions versus exact solution at $t = 0.1$ and $t = 1$.

Fig. 1 shows the numerical solutions at different times. We observe that the numerical solutions (dots) match the exact solutions (solid line) at $t = 0.1$ (top) and $t = 1$ (bottom) very well. Our simulation also indicates that cell averages of our numerical solutions are positive at least until $T = 15$, at which time the maximum cell average is extremely small at the level of 10^{-8} . This simulation shows that our scheme preserves positivity in long time.

Example 2. In this example we solve the PNP system (2.1) with $m = 2$ to show convergence, mass conservation and free energy dissipation of numerical solutions. Defined in the domain $[0, 1]$, the problem is given by

$$\begin{aligned} \partial_t c_i &= \partial_x(\partial_x c_i + q_i c_i \partial_x \psi), \quad i = 1, 2 \\ -\partial_x^2 \psi &= q_1 c_1 + q_2 c_2, \\ c_1^{\text{in}}(x) &= 1 + \pi \sin(\pi x), \quad c_2^{\text{in}}(x) = 4 - 2x, \\ \frac{\partial c_i}{\partial \mathbf{n}} + q_i c_i \frac{\partial \psi}{\partial \mathbf{n}} &= 0, \quad x = 0, 1, \\ \partial_x \psi(t, 0) &= 0, \quad \partial_x \psi(t, 1) = 0, \end{aligned}$$

where q_1 and q_2 are set to be 1 and -1 , respectively.

With the parameter pair $(\beta_0, \beta_1) = (4, 1/6)$, which is admissible according to Theorem 3.2, we observe the third order of accuracy in Table 5 and 6 at time $t = 0.01$ and $t = 0.1$, respectively.

In Fig. 2 (top), we see the snapshots of c_1 , c_2 and ψ at $t = 0, 0.01, 0.1, 0.8, 1$. We observe that the solutions at $t = 0.8$ and $t = 1$ are indistinguishable. The solution appears to be approaching to the steady state, $c_1 = 3$, $c_2 = 3$ and $\psi = 0$. Fig. 2 (bottom) shows the energy decay (see the change on the right vertical axis) and conservation of mass (see the left vertical axis). We see that the total mass of c_1 and c_2 stays constant while the free energy is decreasing in time. In fact the free energy levels off after $t = 0.2$, at which the system is already almost in steady state.

Table 5
Error table of Example 2 at $t = 0.01$ for $k = 2$, $\beta_0 = 4$ and $\beta_1 = \frac{1}{6}$.

h	c_1 error	order	c_2 error	order	ψ error	order
0.2	1.4182e-02	–	2.4784e-03	–	1.5565e-02	–
0.1	1.8817e-03	2.96	3.3395e-04	2.94	2.0471e-03	2.97
0.05	2.3522e-04	3.00	4.2034e-05	2.99	2.5493e-04	3.01

Table 6
Error table of Example 2 at $t = 0.1$ for $k = 2$, $\beta_0 = 4$ and $\beta_1 = \frac{1}{6}$.

h	c_1 error	order	c_2 error	order	ψ error	order
0.2	5.3188e-04	–	5.5476e-04	–	5.9369e-04	–
0.1	5.2491e-05	3.29	7.0056e-05	2.99	5.8189e-05	3.30
0.05	5.5591e-06	3.24	8.7443e-06	3.00	6.1212e-06	3.25

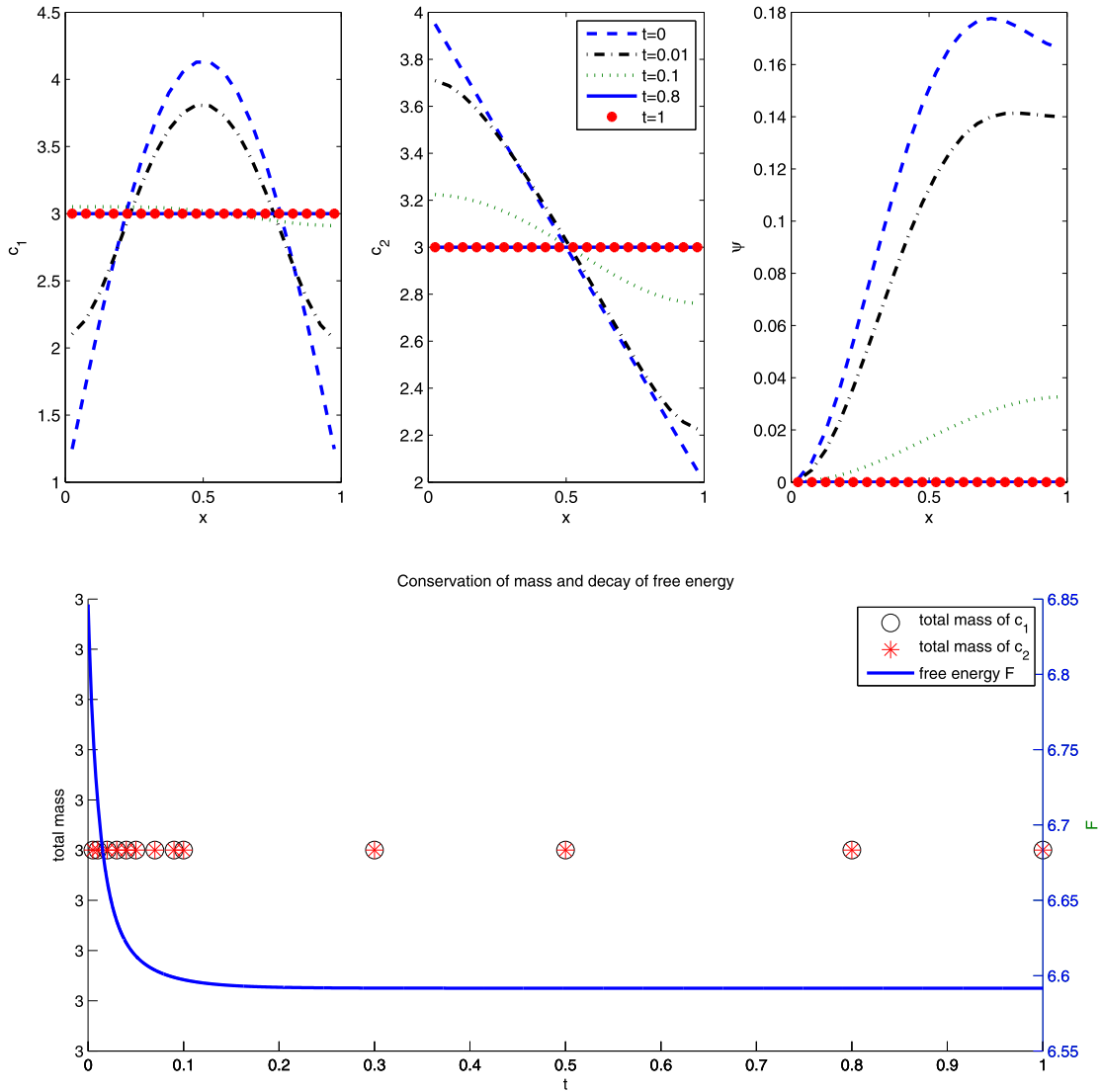


Fig. 2. Temporal evolution of the solutions.

Example 3. This example is to test the spatial accuracy of our scheme in a 2D setting. Similar to the Numerical Test 5.1 in [2], we consider the PNP problem (2.1) on $\Omega = [0, \pi]^2$ with source terms, i.e.,

Table 7
 l^1 errors and orders at $t = 0.001$ with meshes $N \times N$.

N	c_1 error	order	c_2 error	order	ψ error	order
10	2.1205e-06	–	2.1205e-06	–	2.4658e-06	–
20	2.7552e-07	2.94	2.7552e-07	2.94	2.8821e-07	3.10
30	8.1374e-08	3.01	8.1374e-08	3.01	8.3538e-08	3.05
40	3.4254e-08	3.00	3.4254e-08	3.01	3.4884e-08	3.04

Table 8
 l^1 errors and orders at $t = 0.01$ with meshes $N \times N$.

N	c_1 error	order	c_2 error	order	ψ error	order
10	2.22520e-06	–	2.22520e-06	–	2.46582e-06	–
20	2.75811e-07	3.01	2.75812e-07	3.01	2.88210e-07	3.10
30	8.13896e-08	3.01	8.13899e-08	3.01	8.35368e-08	3.05
40	3.42590e-08	3.01	3.42591e-08	3.01	3.48838e-08	3.04

Table 9
 l^1 errors and orders at $t = 0.001$ with meshes $N \times N$.

N	c_1 error	order	c_2 error	order	ψ error	order
10	2.2132e-06	–	2.2132e-06	–	2.5216e-06	–
20	2.7552e-07	3.01	2.7552e-07	3.01	2.8898e-07	3.13
30	8.1374e-08	3.01	8.1374e-08	3.01	8.3559e-08	3.06
40	3.4254e-08	3.01	3.4254e-08	3.01	3.4875e-08	3.04

Table 10
 l^1 errors and orders at $t = 0.01$ with meshes $N \times N$.

N	c_1 error	order	c_2 error	order	ψ error	order
10	2.22520e-06	–	2.22520e-06	–	2.52159e-06	–
20	2.75811e-07	3.01	2.75812e-07	3.01	2.88977e-07	3.13
30	8.13897e-08	3.01	8.13898e-08	3.01	8.35586e-08	3.06
40	3.42590e-08	3.01	3.42591e-08	3.01	3.48746e-08	3.04

$$\partial_t c_1 = \nabla \cdot (\nabla c_1 + c_1 \nabla \psi) + f_1,$$

$$\partial_t c_2 = \nabla \cdot (\nabla c_2 - c_2 \nabla \psi) + f_2,$$

$$-\Delta \psi = c_1 - c_2 + f_3,$$

where the functions $f_i(t, x, y)$ are determined by the following exact solution

$$c_1(t, x, y) = \alpha_1 (e^{-\alpha t} \cos(x) \cos(y) + 1),$$

$$c_2(t, x, y) = \alpha_2 (e^{-\alpha t} \cos(x) \cos(y) + 1),$$

$$\psi(t, x, y) = \alpha_3 e^{-\alpha t} \cos(x) \cos(y),$$

where the parameters $\alpha, \alpha_1, \alpha_2$ and α_3 will be specified in each test case. The initial conditions in (2.1c) are obtained by evaluating the exact solution at $t = 0$, and the boundary conditions in (2.1c) satisfy the zero flux boundary conditions. The boundary data in (2.1d) is obtained by evaluating the exact solution $\psi(t, x, y)$ on $\partial\Omega_D$ and its normal derivative $\frac{\partial\psi}{\partial\mathbf{n}}$ on $\partial\Omega_N$. In each test case, we consider one of the following two different types of boundary conditions: (i) $\partial\Omega_D = \partial\Omega$, namely, ψ is subject to Dirichlet boundary conditions on $\partial\Omega$; (ii) $\partial\Omega_D = \{(x, y) \in \tilde{\Omega} : x = 0, x = \pi\}$ and $\partial\Omega_N = \partial\Omega \setminus \partial\Omega_D$.

The problem is solved by the fully discrete DG scheme (4.1) together with (2.3bc), modified with source terms. The numerical flux parameters are chosen as $\beta_0 = 16, \beta_1 = \frac{1}{6}$. The mesh ratio $\frac{\Delta t}{h^2} = 1.6 \times 10^{-5}$ is taken for all test cases for it is sufficient to ensure the desired spatial accuracy.

Test case 3-1. We take the parameters in the exact solution as $\alpha = \alpha_1 = \alpha_2 = \alpha_3 = 10^{-3}$. In (2.1d), we set the boundary condition type for ψ as (i). The errors and orders of convergence at $t = 0.001$ and $t = 0.01$ are reported in Table 7 and Table 8, respectively. From these results, we conclude that the scheme is of third order in space.

Test case 3-2. We still take $\alpha = \alpha_1 = \alpha_2 = \alpha_3 = 10^{-3}$ in the exact solution and set the boundary type for ψ as (ii). The errors and orders of convergence at $t = 0.001$ and $t = 0.01$ are reported in Table 9 and Table 10, respectively. From these results, we find again that the scheme is of third order in space.

Table 11
 l^1 errors and orders at $t = 0.001$ with meshes $N \times N$.

N	c_1 error	order	c_2 error	order	ψ error	order
10	4.2411e-05	–	2.1207e-05	–	5.0437e-05	–
20	5.5113e-06	2.94	2.7558e-06	2.94	5.7797e-06	3.13
30	1.6277e-06	3.01	8.1389e-07	3.01	1.6712e-06	3.06
40	6.8519e-07	3.01	3.4260e-07	3.01	6.9750e-07	3.04

Table 12
 l^1 errors and orders at $t = 0.01$ with meshes $N \times N$.

N	c_1 error	order	c_2 error	order	ψ error	order
10	4.45250e-05	–	2.22621e-05	–	5.04492e-05	–
20	5.51716e-06	3.01	2.75865e-06	3.01	5.77974e-06	3.13
30	1.62795e-06	3.01	8.13998e-07	3.01	1.67113e-06	3.06
40	6.85243e-07	3.01	3.42630e-07	3.01	6.97456e-07	3.04

Table 13
 l^1 errors and orders at $t = 0.1$ with meshes $N \times N$.

N	c_1 error	order	c_2 error	order	ψ error	order
10	4.50511e-05	–	2.25252e-05	–	5.05368e-05	–
20	5.53926e-06	3.02	2.76971e-06	3.02	5.77936e-06	3.13
30	1.63136e-06	3.01	8.15701e-07	3.01	1.67036e-06	3.06
40	6.86088e-07	3.01	3.43052e-07	3.01	6.97023e-07	3.04

Table 14
 $\alpha = \alpha_1 = 2\alpha_2 = \alpha_3 = 1$.

N	c_1 error	order	c_2 error	order	ψ error	order
10	4.70196e-03	–	1.25563e-03	–	2.44062e-03	–
20	5.57018e-04	3.08	1.49662e-04	3.07	2.85363e-04	3.10
30	1.60997e-04	3.06	4.35957e-05	3.04	8.27135e-05	3.05
40	6.70705e-05	3.04	1.82319e-05	3.03	3.45401e-05	3.04

Table 15
 $\alpha = \alpha_1 = \alpha_2 = \alpha_3 = 1$.

N	c_1 error	order	c_2 error	order	ψ error	order
10	4.70152e-03	–	2.51073e-03	–	2.44014e-03	–
20	5.57010e-04	3.08	2.99314e-04	3.07	2.85349e-04	3.10
30	1.60996e-04	3.06	8.71903e-05	3.04	8.27119e-05	3.05
40	6.70703e-05	3.04	3.64635e-05	3.03	3.45398e-05	3.04

Table 16
 $2\alpha = \alpha_1 = \alpha_2 = \alpha_3 = 2$.

N	c_1 error	order	c_2 error	order	ψ error	order
10	2.91466e-02	–	7.76994e-03	–	4.87560e-03	–
20	3.54794e-03	3.04	9.89917e-04	2.97	5.70727e-04	3.09
30	1.02805e-03	3.06	2.92317e-04	3.01	1.65447e-04	3.05
40	4.27907e-04	3.05	1.22839e-04	3.01	6.90885e-05	3.04

Test case 3-3. In this test case, we test the spatial accuracy of our scheme at different time t with the following parameters $\alpha = \alpha_1 = 2\alpha_2 = \alpha_3 = 10^{-2}$ in the exact solution and use the boundary type (ii) for ψ . The errors and orders of convergence at $t = 0.001$, $t = 0.01$ and $t = 0.1$ are reported in Table 11, Table 12 and Table 13, respectively. These results further confirm third order of accuracy in space.

Test case 3-4. In this test case, we test the spatial accuracy based on various values of $\alpha, \alpha_1, \alpha_2, \alpha_3$ when ψ is of boundary type (i). The l^1 errors and orders of convergence at $t = 0.01$ with mesh $N \times N$ are shown in Table 14-16, and the parameters $\alpha, \alpha_1, \alpha_2, \alpha_3$ are specified in each table. All these cases indicate that our scheme is stable in producing solutions of third order of accuracy in space.

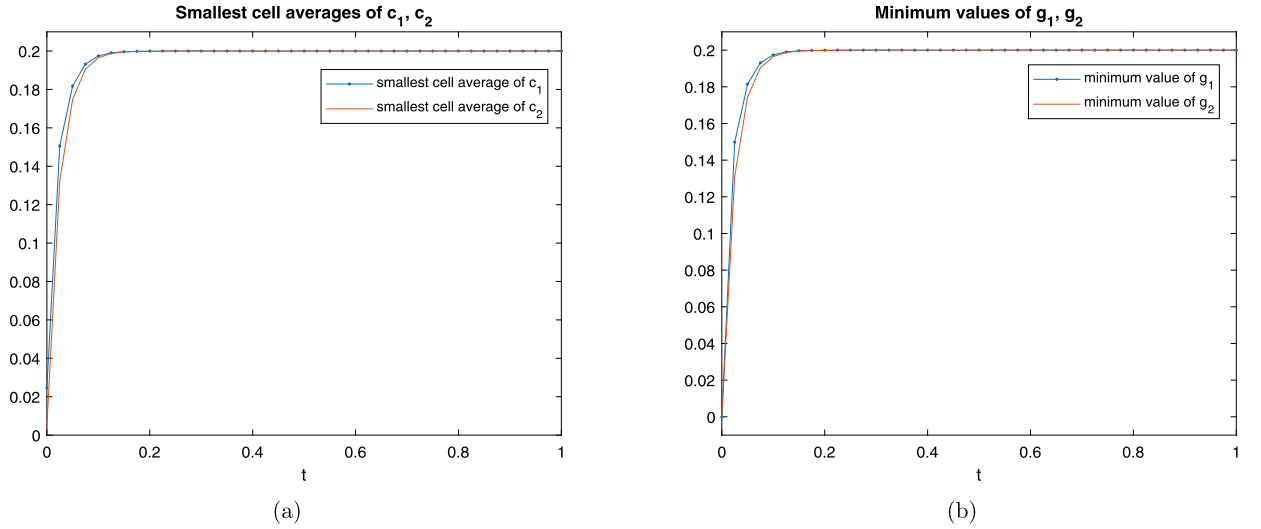


Fig. 3. Smallest cell averages of c_1, c_2 and the minimum values of g_1, g_2 .

Example 4. (Solution positivity, conservation of mass and decay of free energy) We test our scheme for the 2D PNP system (2.1) with $m = 2$ on the domain $[0, 1]^2$,

$$\begin{aligned} \partial_t c_1 &= \nabla \cdot (\nabla c_1 + c_1 \nabla \psi), \\ \partial_t c_2 &= \nabla \cdot (\nabla c_2 - c_2 \nabla \psi), \\ -\Delta \psi &= c_1 - c_2, \\ c_1^{\text{in}}(x, y) &= \frac{1}{20} (\pi \sin(\pi x) + \pi \sin(\pi y)), \\ c_2^{\text{in}}(x, y) &= x^2(1-x)^2 + y^2(1-y)^2, \\ \frac{\partial c_i}{\partial \mathbf{n}} + q_i c_i \frac{\partial \psi}{\partial \mathbf{n}} &= 0, \quad (x, y) \in \partial \Omega, \\ \psi &= 0 \text{ on } \partial \Omega_D, \text{ and } \frac{\partial \psi}{\partial \mathbf{n}} = 0 \text{ on } \partial \Omega_N, \quad t > 0, \end{aligned}$$

where $\partial \Omega_D = \{(x, y) \in \bar{\Omega} : x = 0, x = 1\}$ and $\partial \Omega_N = \partial \Omega \setminus \partial \Omega_D$. We solve this problem by the fully discrete DG scheme (4.1) with the numerical flux parameters $\beta_0 = 16, \beta_1 = \frac{1}{8}$.

Test case 4-1. (Solution positivity) For $t \in (0, 1]$, the smallest cell averages of c_1, c_2 , and the minimum values of g_1, g_2 on set S_{ji} based on mesh 20×20 and time step $\Delta t = 10^{-5}$ are shown in Fig. 3(a) and 3(b), respectively. From Fig. 3, we find that the smallest cell averages of c_1, c_2 and the minimum values of g_1, g_2 on set S_{ji} are positive when they are away from $t = 0$. To have a clear view near $t = 0$, we test the problem again for $t \in (0, 10^{-5}]$ based on mesh 40×40 and time step $\Delta t = 10^{-7}$. The smallest cell averages of c_1, c_2 are now shown in Fig. 4, which together with Fig. 3(a) indicates that our scheme can preserve the positivity of the cell averages of c_1, c_2 . The minimum values of g_1, g_2 before and after using the limiter near $t = 0$ are shown in Fig. 5. From the comparison shown in Fig. 5, we find the limiter is effective in preserving the positivity of the minimum values of g_1, g_2 on set S_{ji} , hence, preserving the positivity of the cell averages of c_1, c_2 .

Test case 4-2. Conservation of mass and decay of free energy) Next, we simulate the evolution of c_1, c_2 and ψ for $t \in (0, 0.5]$. The contours of $c_1 - 0.2$ (first column), $c_2 - 0.2$ (second column) and ψ (right) at $t = 0, 0.01, 0.1, 0.5$ are shown in Fig. 6. We observe that the contours at $t = 0.1$ and $t = 0.5$ are indistinguishable. The solution appears approaching the steady state, $c_1 = 0.2, c_2 = 0.2$ and $\psi = 0$.

Fig. 7 shows the energy decay (see the change on the right vertical axis) and conservation of mass (see the left vertical axis). Similar results are observed as in Example 2, which confirms the conservation of mass and dissipation of energy.

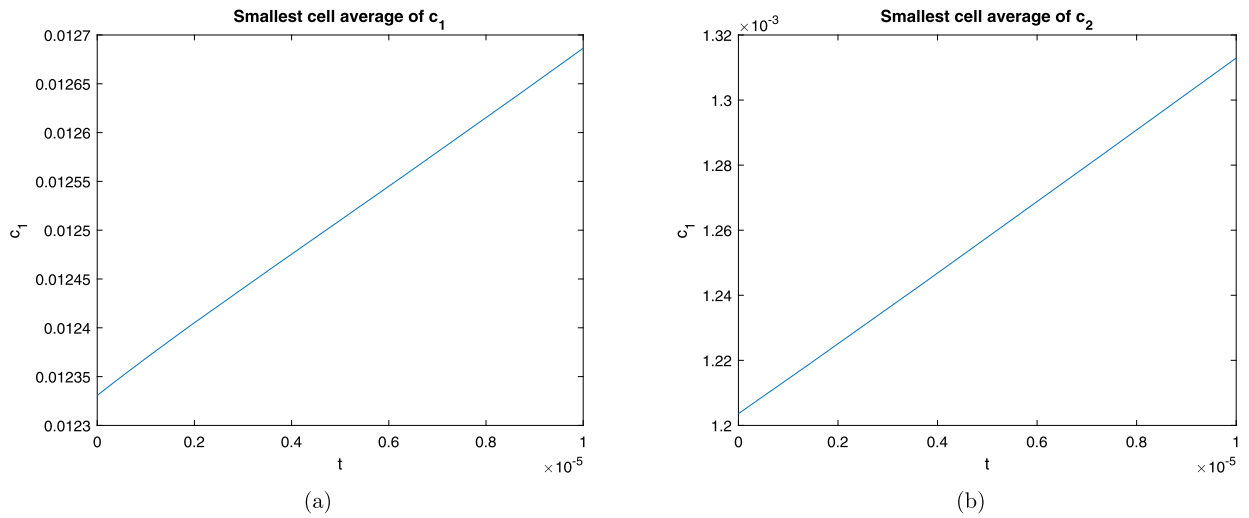


Fig. 4. Smallest cell averages of c_1, c_2 .

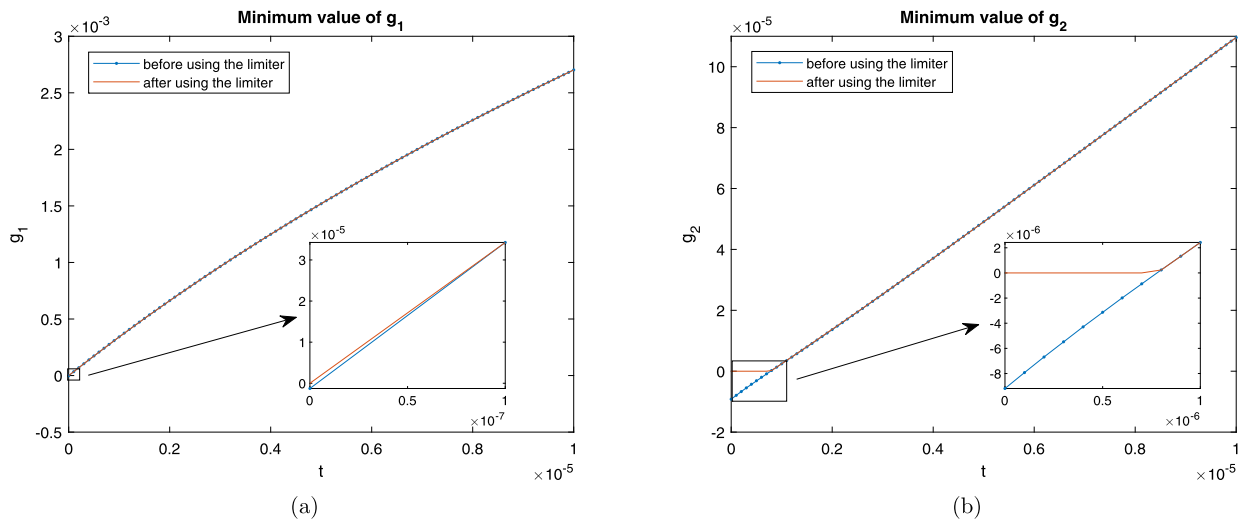


Fig. 5. Minimum values of g_1, g_2 on set S_{jl} .

6. Concluding remarks

In this paper, we design and analyze third-order DDG schemes for solving time-dependent Poisson-Nernst-Planck systems. These equations are featured with non-negative density solutions. For admissible parameters in the DDG numerical flux, the weighted numerical integration allows for a positive decomposition over a test set of three points. As a result, with the forward Euler (or SSP-RK) time discretization and the positivity-preserving limiter, the fully discretized scheme is shown to preserve non-negativity of the numerical density. The schemes are also shown to conserve total mass for ion density when zero-flux boundary conditions are imposed, and preserve the steady states. Numerical examples are presented to demonstrate high resolution of the numerical algorithm and illustrate the proven property of positivity preserving and mass conservation, as well as the free energy decay.

CRedit authorship contribution statement

Authors have equal contributions.

Declaration of competing interest

The authors declare that they have no known competing financial interests or personal relationships that could have appeared to influence the work reported in this paper.

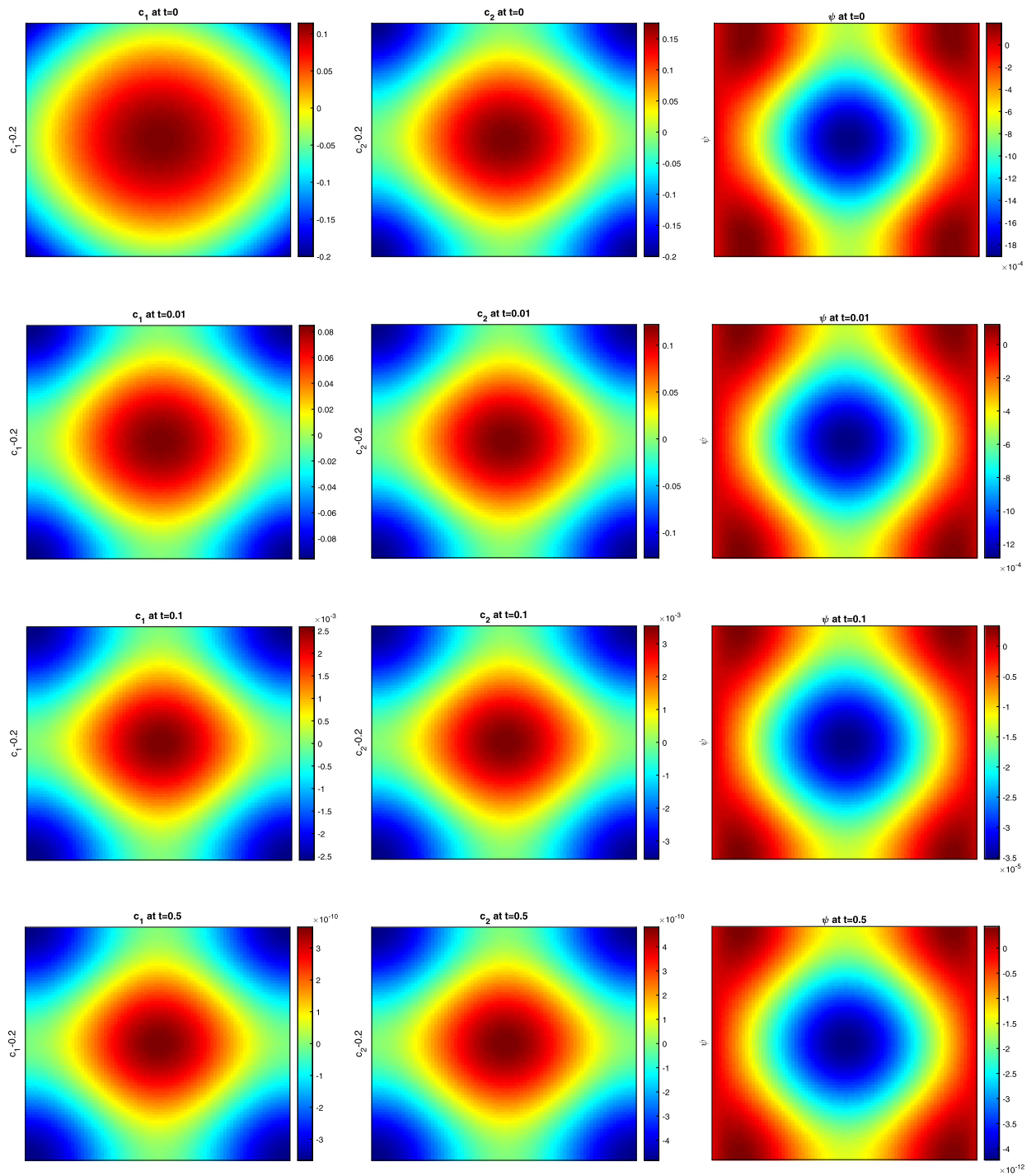


Fig. 6. The contours evolution of $c_1 - 0.2$, $c_2 - 0.2$ and ψ . (For interpretation of the colors in the figure(s), the reader is referred to the web version of this article.)

Acknowledgements

Liu was partially supported by the National Science Foundation under Grant DMS1812666. Yu was partially supported by the grants: NSFC 11901339 and NSFC 11971258.

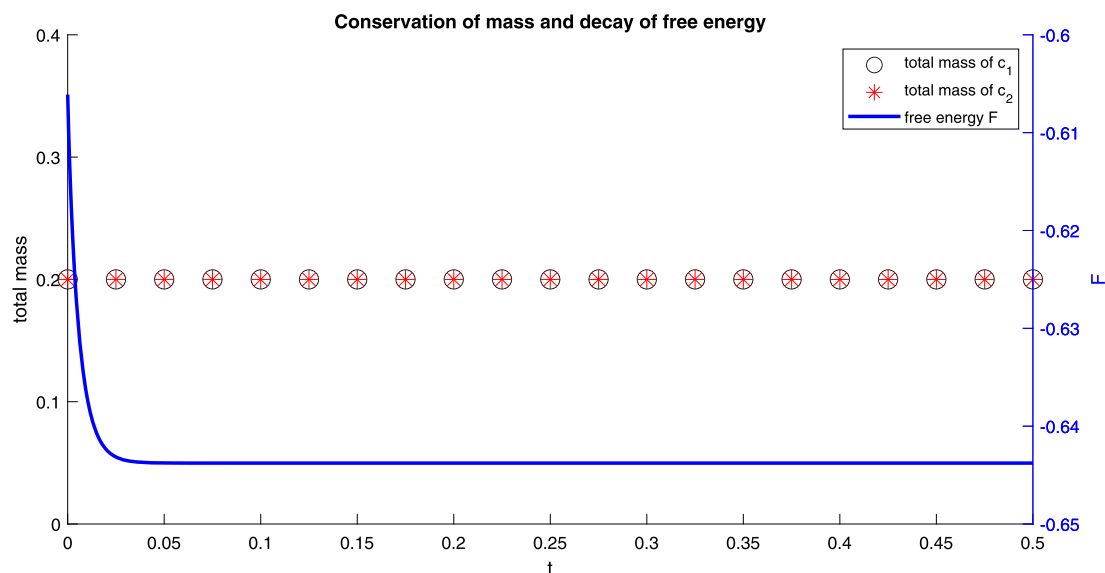


Fig. 7. Temporal evolution of the solutions.

References

- [1] W.-X. Cao, H. Liu, Z.-M. Zhang, Superconvergence of the direct discontinuous Galerkin method for convection-diffusion equations, *Numer. Methods Partial Differ. Equ.* 33 (1) (2017) 290–317.
- [2] J. Ding, Z. Wang, S. Zhou, Structure-preserving and efficient numerical methods for ion transport, *J. Comput. Phys.* 418 (2020) 109597.
- [3] R. Eisenberg, Ion channels in biological membranes: electrostatic analysis of a natural nanotube, *Contemp. Phys.* 39 (1998) 447–466.
- [4] A. Flavell, M. Machen, B. Eisenberg, J. Kabre, C. Liu, X. Li, A conservative finite difference scheme for Poisson-Nernst-Planck equations, *J. Comput. Electron.* 13 (2014) 235–249.
- [5] H. Gao, D. He, Linearized conservative finite element methods for the Nernst-Planck-Poisson equations, *J. Sci. Comput.* 72 (2017) 1269–1289.
- [6] C. Gardner, W. Nonner, R.S. Eisenberg, Electrodiffusion model simulation of ionic channels: 1D simulation, *J. Comput. Electron.* 3 (2004) 25–31.
- [7] S. Gottlieb, C.-W. Shu, E. Tadmor, Strong stability-preserving high-order time discretization methods, *SIAM Rev.* 43 (2001) 89–112.
- [8] D. He, K. Pan, An energy preserving finite difference scheme for the Poisson-Nernst-Planck system, *Appl. Math. Comput.* 287/288 (2016) 214–223.
- [9] D. He, K. Pan, X. Yue, A positivity preserving and free energy dissipative difference scheme for the Poisson-Nernst-Planck system, *J. Sci. Comput.* 81 (2019) 436–458.
- [10] J.S. Hesthaven, T. Warburton, *Nodal Discontinuous Galerkin Methods: Algorithms, Analysis, and Applications*, Springer, New York, 2007.
- [11] J. Hu, X. Huang, A fully discrete positivity-preserving and energy-dissipative finite difference scheme for Poisson-Nernst-Planck equations, *Numer. Math.* 145 (2020) 77–115.
- [12] Y. Huang, H. Liu, N. Yi, Recovery of normal derivatives from the piecewise L^2 projection, *J. Comput. Phys.* 231 (2012) 1230–1243.
- [13] Y. Jiang, H. Liu, Invariant-region-preserving DG methods for multi-dimensional hyperbolic conservation law systems, with an application to compressible Euler equations, *J. Comput. Phys.* 373 (2018) 385–409.
- [14] Y. Jiang, H. Liu, An invariant-region-preserving limiter for DG schemes to isentropic Euler equations, *Numer. Methods Partial Differ. Equ.* 35 (1) (2019) 5–33.
- [15] R.M. Kirby, T.C. Warburton, I. Lomtev, G.E. Karniadakis, A discontinuous Galerkin spectral/hp method on hybrid grids, *Appl. Numer. Math.* 33 (2000) 393–405.
- [16] B. Li, Minimization of electrostatic free energy and the Poisson-Boltzmann equation for molecular solvation with implicit solvent, *SIAM J. Math. Anal.* 40 (6) (2009) 2536–2566.
- [17] B. Li, X.L. Cheng, Z.F. Zhang, Dielectric boundary force in molecular solvation with the Poisson-Boltzmann free energy: a shape derivative approach, *SIAM J. Appl. Math.* 71 (6) (2011) 2093–2111.
- [18] H. Liu, Optimal error estimates of the direct discontinuous Galerkin method for convection-diffusion equations, *Math. Comput.* 84 (2015) 2263–2295.
- [19] H. Liu, Analysis of the direct discontinuous Galerkin method for elliptic and convection-diffusion problems, *Numer. Math.* 147 (4) (2021) 839–867.
- [20] H. Liu, W. Maimaitiyiming, Unconditional positivity-preserving and energy stable schemes for a reduced Poisson-Nernst-Planck system, *Commun. Comput. Phys.* 27 (5) (2020) 1505–1529.
- [21] H. Liu, W. Maimaitiyiming, Efficient, positive, and energy stable schemes for multi-D Poisson-Nernst-Planck systems, *J. Sci. Comput.* (2020).
- [22] H. Liu, Z. Wang, A free energy satisfying finite difference method for Poisson-Nernst-Planck equations, *J. Comput. Phys.* 268 (2014) 363–376.
- [23] H. Liu, Z. Wang, An entropy satisfying discontinuous Galerkin method for nonlinear Fokker-Planck equations, *J. Sci. Comput.* 68 (3) (2016) 1217–1240.
- [24] H. Liu, Z. Wang, A free energy satisfying discontinuous Galerkin method for one-dimensional Poisson-Nernst-Planck systems, *J. Comput. Phys.* 328 (2017) 413–437.
- [25] H. Liu, J. Yan, The direct discontinuous Galerkin (DDG) methods for diffusion problems, *SIAM J. Numer. Anal.* 47 (2009) 675–698.
- [26] H. Liu, J. Yan, The direct discontinuous Galerkin (DDG) method for diffusion with interface corrections, *Commun. Comput. Phys.* 8 (3) (2010) 541–564.
- [27] H. Liu, H. Yu, Maximum-principle-satisfying third order discontinuous Galerkin schemes for Fokker-Planck equations, *SIAM J. Sci. Comput.* 36 (5) (2014) A2296–A2325.
- [28] H. Liu, H. Yu, The entropy satisfying discontinuous Galerkin method for Fokker-Planck equations, *J. Sci. Comput.* 62 (2015) 803–830.
- [29] P.A. Markowich, C.A. Ringhofer, C. Schmeiser, *Semiconductor Equations*, Springer, New York, 1990.
- [30] D. Meng, B. Zheng, G. Lin, M.L. Sushko, Numerical solution of 3D Poisson-Nernst-Planck equations coupled with classical density functional theory for modeling ion and electron transport in a confined environment, *Commun. Comput. Phys.* 16 (2014) 1298–1322.
- [31] M.S. Metti, J. Xu, C. Liu, Energetically stable discretizations for charge transport and electrokinetic models, *J. Comput. Phys.* 306 (2016) 1–18.

- [32] M. Mirzadeh, F. Gibou, A conservative discretization of the Poisson-Nernst-Planck equations on adaptive Cartesian grids, *J. Comput. Phys.* 274 (2014) 633–653.
- [33] A. Prohl, M. Schmuck, Convergent discretizations for the Nernst-Planck-Poisson system, *Numer. Math.* 111 (2009) 591–630.
- [34] B. Rivière, *Discontinuous Galerkin Methods for Solving Elliptic and Parabolic Equations*, Society for Industrial and Applied Mathematics, 2008.
- [35] J. Shen, J. Xu, Unconditionally positivity preserving and energy dissipative schemes for Poisson-Nernst-Planck equations, arXiv:2007.06132.
- [36] C.-W. Shu, Discontinuous Galerkin methods: general approach and stability, in: *Numerical Solutions of Partial Differential Equations*, in: *Adv. Courses Math. CRM Barcelona*, Birkhäuser, Basel, 2009, pp. 149–201.
- [37] Z. Sun, J.A. Carrillo, C.-W. Shu, A discontinuous Galerkin method for nonlinear parabolic equations and gradient flow problems with interaction potentials, *J. Comput. Phys.* 352 (2018) 76–104.
- [38] P. Yin, Y. Huang, H. Liu, An iterative discontinuous Galerkin method for solving the nonlinear Poisson-Boltzmann equation, *Commun. Comput. Phys.* 16 (2014) 491–515.
- [39] P. Yin, Y. Huang, H. Liu, Error estimates for the iterative discontinuous Galerkin method to the nonlinear Poisson-Boltzmann equation, *Commun. Comput. Phys.* 23 (1) (2018) 168–197.
- [40] H. Yu, H. Liu, Third order maximum-principle-satisfying DG schemes for convection-diffusion problems with anisotropic diffusivity, *J. Comput. Phys.* 391 (2019) 14–36.
- [41] X. Zhang, C.-W. Shu, On maximum-principle-satisfying high order schemes for scalar conservation laws, *J. Comput. Phys.* 229 (2010) 3091–3120.
- [42] Q. Zheng, D. Chen, G.-W. Wei, Second-order Poisson-Nernst-Planck solver for ion transport, *J. Comput. Phys.* 230 (2011) 5239–5262.